

Beaded Christmas Ornament Cover For You To Make

Christmas is just around the corner, and what better way to celebrate the festive season than by making your own beaded Christmas ornament cover? These stunning handmade covers can take your Christmas tree decorations to the next level, adding a touch of elegance and sparkle. In this article, we will guide you through the process of creating your very own beaded Christmas ornament cover, making your holiday season extra special. Get ready to unleash your creativity!

Why Make Your Own Beaded Christmas Ornament Cover?

While store-bought Christmas ornaments are widely available, creating your own beaded ornament cover allows you to add a personal touch to your holiday decorations. Not only is it a fun and engaging craft activity, but it also gives you the opportunity to customize your ornaments to match your unique style and taste.

By making your own beaded Christmas ornament covers, you can choose the colors, patterns, and designs that resonate with you. This level of personalization ensures that your Christmas tree ornaments truly reflect your individuality and creativity.



The Adoration: A beaded Christmas ornament cover for you to make by Samuel de Freitas Martins(Kindle Edition)

★★★★☆ 4 out of 5

Language : English

File size : 2070 KB

Print length : 4 pages

Lending : Enabled



Materials Needed

Before we dive into the detailed steps, let's gather all the necessary materials:

1. A plain Christmas ornament - choose a size and shape that suits your preference
2. Beads in various colors and sizes - opt for seed beads, glass beads, or crystal beads
3. Beading thread or elastic cord
4. A beading needle (optional, depending on the size of your beads)
5. Scissors

Step-by-Step Guide

Follow these steps to create your own beaded Christmas ornament cover:

Step 1: Pick your Beads and Design

Choose the beads you would like to use for your ornament cover. Consider the color scheme and pattern you'd like to create. You can go for a traditional red and green color combination or experiment with more unique palettes.

Step 2: Thread the Beads

If you're using beading thread, thread your needle and tie a knot at the end. If you're using elastic cord, no needle is required. Begin threading your beads onto the thread or cord, following your chosen design. Alternate colors and sizes to create a visually intriguing pattern.

Step 3: Start Beading the Ornament Cover

Hold your ornament and start beading around it using a circular motion. Make sure the beads are tightly secured to ensure the cover doesn't easily slide off. Continue beading until you've covered the entire surface of the ornament or reached your desired coverage.


Step 4: Secure the Thread or Cord

If you're using beading thread, tie it off securely and trim any excess thread. If you're using elastic cord, make sure to tie a tight knot and trim the excess. This ensures that your ornament cover stays in place throughout the holiday season.

Step 5: Add Finishing Touches

Once your beaded Christmas ornament cover is complete, you can further embellish it with additional decorations, such as small charms, ribbons, or bows. Let your creativity shine through and experiment with different elements to make your ornament cover truly unique.

Making your own beaded Christmas ornament covers not only adds a personal touch to your holiday decorations but also allows you to unleash your creativity and showcase your unique style. Follow the steps outlined in this article and create stunning ornament covers that will impress your friends and family. Get ready to enjoy a festive season filled with handmade beauty!



The Adoration: A beaded Christmas ornament cover for you to make by Samuel de Freitas Martins(Kindle Edition)

★★★★☆ 4 out of 5

Language : English

File size : 2070 KB


Print length : 4 pages

Lending : Enabled

Screen Reader : Supported




The Adoration: Wise men and their camels, shepherds and their sheep, along with Mary and Joseph in the stable adore the infant Christ. The star of Bethlehem twinkles above. This ornament is worked as a silhouette in peyote stitch using only 3 colors of Delica seed beads and is trimmed with jet crystals and bugle bead dangles. This design is easy enough for a newbie and makes an elegant addition to your ornament collection.




Poems About Lovers, Family, Friends And Home - Captivating Expressions of Love and Connection

Poetry has always been a powerful means of expressing emotions, and when it comes to love, family, friendship, and the warmth of home, it becomes an even more...




The Friendship Poems Of Rumi: Discover the Timeless Beauty and Wisdom

Friendship is a sacred bond that transcends time and space, bringing hearts closer through understanding, compassion, and shared experiences. When it comes to...



Let Go Of Who You Think You're Supposed To Be And Embrace Who You Are

Have you ever felt like you were living a life that wasn't truly yours? Maybe you've been constantly seeking validation and approval from others, molding yourself into...




Treasure Of Pearls Celebrating Life Lived In Poetry: Unlocking the Magic of Words

Life is a wondrous journey, filled with emotions, experiences, and the unending pursuit of purpose and happiness. Over the centuries, poets have captured the essence of this...




The World Of Otome Games Is Tough For Mobs: An Epic Adventure in the Anime Universe!

Welcome to the magnificent realm of Otome games, where players immerse themselves in romantic adventures and woo their virtual love interests. However, in a universe...




Miss You My Darling - The Powerful Emotions of Longing

Do you ever find yourself longing for someone? That feeling of emptiness and sadness that comes when someone you love is far away can be overwhelming. Whether it's your...



The Iliad of Homer Illustrated Edition: A Timeless Epic That Continues to Inspire

The Iliad of Homer is a captivating tale of heroism, tragedy, and the timeless struggle between gods and mortals. It stands as one of the greatest works of ancient...



Who Would Search For Pearls Must Dive Below

The Ultimate Quest for Nature's Prized Gems When it comes to precious gemstones, pearls hold a special place in the hearts of many...