

Beaded Christmas Tree Ornaments Plastic Canvas Pattern




As the holiday season approaches, it's time to start thinking about decorating our homes with festive ornaments. While traditional baubles and lights are always a favorite, why not add a touch of elegance with beaded Christmas tree ornaments? In this article, we will explore the beauty of

these ornaments and provide you with a handy plastic canvas pattern to create your own stunning decorations.

Why Choose Beaded Ornaments?

Beaded ornaments offer a unique and glamorous touch to your Christmas tree. They catch the light beautifully, creating a shimmering effect that adds a touch of sophistication to any holiday decor. The intricate designs and vibrant colors make them a true standout amongst other ornaments.



Beaded Christmas Tree Ornaments: Plastic Canvas Pattern by Dancing Dolphin Patterns(Kindle Edition)

★★★★★ 5 out of 5

Language : English

File size : 4673 KB

Screen Reader : Supported

Print length : 6 pages



Additionally, beaded ornaments can be a beautiful handmade gift option. By creating these ornaments by hand, you can add a personal touch to your holiday gifts, making them extra special for your loved ones.

Creating Beaded Christmas Tree Ornaments

Now, let's dive into the process of creating beaded Christmas tree ornaments using a plastic canvas pattern. Here's what you will need:

- Plastic canvas
- Assorted beads in different colors and sizes

- Nylon thread or fishing line
- Needle
- Scissors
- Tree hooks or ribbon

Follow these steps to create your own beaded ornament masterpiece:

1. Start by selecting a plastic canvas pattern that catches your eye. You can find a variety of patterns online or even create your own.
2. Gather your chosen beads, ensuring you have enough to complete the design. Mix and match colors and sizes to add visual interest.
3. Cut the plastic canvas into the appropriate shape and size according to your chosen pattern. You may need to use scissors to trim it to perfection.
4. Thread your needle with nylon thread or fishing line, ensuring it is long enough to complete the entire beaded ornament.
5. Begin by anchoring the thread onto the plastic canvas, leaving a tail that can be later concealed.
6. Start beading by following the pattern, threading the beads onto the thread and securing them onto the plastic canvas. Take your time to ensure each bead is secure and in the right position.
7. Continue beading until you have completed the entire pattern. These ornaments can feature intricate designs, so be patient and meticulous.
8. Once you finish beading, tie a knot at the end of the thread to secure the beads in place.


9. Trim any excess thread or fishing line.
10. Attach a tree hook or ribbon to the top of the ornament for hanging on the Christmas tree.

Enhancing Your Christmas Tree

Now that you have your beautiful beaded Christmas tree ornaments ready, let's explore some creative ways to enhance your Christmas tree:

- Pair your beaded ornaments with traditional baubles, lights, and garlands to create a balanced and visually appealing tree.
- Consider incorporating a color theme into your tree decor. You can match the bead colors to your existing decorations or create a new color scheme altogether.
- Experiment with different sizes and shapes of beaded ornaments to add depth and texture to your tree.
- Hang your beaded ornaments at varying heights throughout the tree to create an eye-catching display.
- Combine different patterns to add variety and interest to your overall tree design.

Beaded Christmas tree ornaments are an elegant addition to your holiday decor. By following the plastic canvas pattern and using your creativity, you can create stunning ornaments that will make your Christmas tree shine. Get started on your beaded ornament journey today and enjoy the festive beauty it will bring to your home!



Beaded Christmas Tree Ornaments: Plastic Canvas

Pattern by Dancing Dolphin Patterns(Kindle Edition)

★★★★★ 5 out of 5

Language : English

File size : 4673 KB

Screen Reader : Supported

Print length : 6 pages




These gorgeous needlepoint Christmas ornaments are unique because of their 3 sided shape. The addition of sparkling beads will make them so pretty hanging on your tree. They are so easy to make that you will want to make lots of them! They make a wonderful gift also and you can make them in other colors if you wish! Stitch this plastic canvas pattern using 7 count plastic canvas mesh, and medium weight yarn.

Plastic canvas is a variation of needlepoint and other canvas work crafts, such as embroidery. Our patterns are designed to use acrylic or wool based yarns in medium or worsted weights. Because plastic canvas mesh is so rigid, it is perfect for creating 3-dimensional objects such as tissue box covers, small jewelry and trinket boxes, handbags, magnets, dolls, vases, napkin holders, wind chimes and many other types of both decorative and useful items. Dancing Dolphin Patterns have full instructions, and large full color charts.


Plastic canvas comes in different colors and with various size holes for different thicknesses of yarn. As with any textile canvas, the hole size is called count. For example, 10-count plastic canvas mesh has 10 holes per linear inch. The most common sizes are 5, 7, 10, and 14 count. It is sold

most often in sheets; pre-cut shapes are available in circles, triangles and novelty shapes such as butterflies, hearts, and stars. Our patterns are designed using 7 count plastic canvas mesh.




Poems About Lovers, Family, Friends And Home - Captivating Expressions of Love and Connection

Poetry has always been a powerful means of expressing emotions, and when it comes to love, family, friendship, and the warmth of home, it becomes an even more...




The Friendship Poems Of Rumi: Discover the Timeless Beauty and Wisdom

Friendship is a sacred bond that transcends time and space, bringing hearts closer through understanding, compassion, and shared experiences. When it comes to...



Let Go Of Who You Think You're Supposed To Be And Embrace Who You Are

Have you ever felt like you were living a life that wasn't truly yours? Maybe you've been constantly seeking validation and approval from others, molding yourself into...



Treasure Of Pearls Celebrating Life Lived In Poetry: Unlocking the Magic of Words

Life is a wondrous journey, filled with emotions, experiences, and the unending pursuit of purpose and happiness. Over the centuries, poets have captured the essence of this...




The World Of Otome Games Is Tough For Mobs: An Epic Adventure in the Anime Universe!

Welcome to the magnificent realm of Otome games, where players immerse themselves in romantic adventures and woo their virtual love interests. However, in a universe...



Miss You My Darling - The Powerful Emotions of Longing

Do you ever find yourself longing for someone? That feeling of emptiness and sadness that comes when someone you love is far away can be overwhelming. Whether it's your...



The Iliad of Homer Illustrated Edition: A Timeless Epic That Continues to Inspire

The Iliad of Homer is a captivating tale of heroism, tragedy, and the timeless struggle between gods and mortals. It stands as one of the greatest works of ancient...



John Dryden

The Longer Poems - Volume 2

"Errors like straws upon the surface flow.
Who would search for pearls must
dive below."

Who Would Search For Pearls Must Dive Below

The Ultimate Quest for Nature's Prized Gems When it comes to precious gemstones, pearls hold a special place in the hearts of many....