

Discover the Beautiful Flamingo Dance Trinket Box Plastic Canvas Pattern

Are you a fan of flamingos? Do you love crafting and creating unique trinket boxes? Then we have the perfect project for you - the Flamingo Dance Trinket Box Plastic Canvas Pattern! This pattern allows you to combine your passion for both flamingos and crafting, resulting in a stunning and functional piece of art that will leave you in awe.

The Flamingo Dance Trinket Box Plastic Canvas Pattern is a long-tail title designed to capture your attention and ignite your curiosity. In addition to the clickbait title, this article will provide a comprehensive and engaging overview of this delightful pattern, covering everything from its design and materials to the step-by-step instructions for creating your own Flamingo Dance Trinket Box.



Flamingo Dance Trinket Box: Plastic Canvas Pattern

by Dancing Dolphin Patterns(Kindle Edition)

★★★★★ 5 out of 5

Language : English

File size : 5523 KB

Text-to-Speech : Enabled

Screen Reader : Supported

Print length : 7 pages

FREE

DOWNLOAD E-BOOK



An Exquisite Design

This plastic canvas pattern features a tasteful and artistic representation of a group of flamingos engaged in a captivating dance. The intricate details of their feathers, the graceful movement of their long necks, and the vibrant colors bring these magnificent birds to life.

Whether you're a seasoned crafter or a beginner looking to embark on a new creative journey, this pattern provides a perfect blend of challenge and accessibility. The instructions are easy to follow and include clear diagrams, ensuring that you stay on track as you weave your way to a finished masterpiece.

Materials Required

Before you get started on your Flamingo Dance Trinket Box, it's important to gather the necessary materials. Here's a list of what you'll need:

- Plastic canvas sheets
- Assorted acrylic yarn in various colors
- Tapestry needle
- Small scissors
- Pen or pencil for marking
- Decorative trinkets (optional)

Make sure to choose vibrant yarn colors that truly capture the spirit of flamingos, such as shades of pink, orange, and turquoise. For added sparkle, consider incorporating metallic or glitter yarns into your design.

Crafting Process

Now that you have all your materials ready, it's time to dive into the captivating world of crafting your very own Flamingo Dance Trinket Box. Follow these steps to bring the pattern to life:

1. Download and print the Flamingo Dance Trinket Box Plastic Canvas Pattern from a reliable source or purchase a pre-printed pattern.
2. Carefully cut out the individual pieces of the pattern using small scissors.
3. Use a pen or pencil to trace the pattern onto the plastic canvas sheets. Ensure that each piece of the pattern aligns correctly.
4. Remove the excess plastic canvas around the traced pattern pieces, leaving the defined shapes intact.
5. Thread your tapestry needle with the chosen yarn color for each section of the flamingo design.
6. Follow the pattern instructions to create each segment of the trinket box, filling in the outlined shapes with the corresponding yarn colors.
7. Continue stitching until all segments are complete, and the entire design is covered in vibrant yarn.
8. Carefully assemble the individual pieces of the trinket box, ensuring they fit snugly together.
9. Add decorative trinkets, if desired, to embellish your creation and make it truly unique.
10. Step back and admire your extraordinary Flamingo Dance Trinket Box!


This crafting process allows you to spend hours engrossed in a creative endeavor, resulting in a unique home decor item that will be the envy of all your friends and family.

Inspiration and Versatility

Not only does the Flamingo Dance Trinket Box Plastic Canvas Pattern provide an exciting and rewarding project, but it also offers inspiration for countless other creations. After completing this trinket box, you may be inspired to design and craft matching accessories such as a flamingo-themed photo frame or a colorful flamingo keychain.

The versatility of this pattern opens up a world of possibilities, from creating gifts for loved ones to showcasing your crafting skills through merchandise sales. The flamingo theme is timeless and always in fashion, making this pattern a wise choice for any crafter looking to bring joy and beauty into their life and the lives of others.

So, what are you waiting for? Dive into the captivating world of flamingos and crafting by trying out the Flamingo Dance Trinket Box Plastic Canvas Pattern. You'll be amazed at the artistic masterpiece you can create, along with the sheer joy and satisfaction that comes from bringing this pattern to life. Happy crafting!



Flamingo Dance Trinket Box: Plastic Canvas Pattern

by Dancing Dolphin Patterns(Kindle Edition)

★★★★★ 5 out of 5

Language : English

File size : 5523 KB

Text-to-Speech : Enabled

Screen Reader : Supported


Print length : 7 pages



This functional box will be useful anywhere in your home. With a generous size, this jewelry or trinket box will hold all kinds of odds and ends. It has a beautiful flamingo on the lid and unique special stitches around the sides of the box. You can use it for sewing supplies, jewelry, pictures or what other little odds and ends you want to keep handy. Stitch this plastic canvas pattern using 7 count plastic canvas mesh and medium weight yarn.


Plastic canvas is a variation of needlepoint and other canvas work crafts, such as embroidery. Our patterns are designed to use acrylic or wool based yarns in medium or worsted weights. Because plastic canvas mesh is so rigid, it is perfect for creating 3-dimensional objects such as tissue box covers, small jewelry and trinket boxes, handbags, magnets, dolls, vases, napkin holders, wind chimes and many other types of both decorative and useful items. Dancing Dolphin Patterns have full instructions, and large full color charts.

Plastic canvas comes in different colors and with various size holes for different thicknesses of yarn. As with any textile canvas, the hole size is called count. For example, 10-count plastic canvas mesh has 10 holes per linear inch. The most common sizes are 5, 7, 10, and 14 count. It is sold most often in sheets; pre-cut shapes are available in circles, triangles and novelty shapes such as butterflies, hearts, and stars. Our patterns are designed using 7 count plastic canvas mesh.




Poems About Lovers, Family, Friends And Home - Captivating Expressions of Love and Connection

Poetry has always been a powerful means of expressing emotions, and when it comes to love, family, friendship, and the warmth of home, it becomes an even more...




The Friendship Poems Of Rumi: Discover the Timeless Beauty and Wisdom

Friendship is a sacred bond that transcends time and space, bringing hearts closer through understanding, compassion, and shared experiences. When it comes to...



Let Go Of Who You Think You're Supposed To Be And Embrace Who You Are

Have you ever felt like you were living a life that wasn't truly yours? Maybe you've been constantly seeking validation and approval from others, molding yourself into...



Treasure Of Pearls Celebrating Life Lived In Poetry: Unlocking the Magic of Words

Life is a wondrous journey, filled with emotions, experiences, and the unending pursuit of purpose and happiness. Over the centuries, poets have captured the essence of this...




The World Of Otome Games Is Tough For Mobs: An Epic Adventure in the Anime Universe!

Welcome to the magnificent realm of Otome games, where players immerse themselves in romantic adventures and woo their virtual love interests. However, in a universe...




Miss You My Darling - The Powerful Emotions of Longing

Do you ever find yourself longing for someone? That feeling of emptiness and sadness that comes when someone you love is far away can be overwhelming. Whether it's your...



The Iliad of Homer Illustrated Edition: A Timeless Epic That Continues to Inspire

The Iliad of Homer is a captivating tale of heroism, tragedy, and the timeless struggle between gods and mortals. It stands as one of the greatest works of ancient...



Who Would Search For Pearls Must Dive Below

The Ultimate Quest for Nature's Prized Gems When it comes to precious gemstones, pearls hold a special place in the hearts of many....