

Holiday Party Favor Baskets Plastic Canvas Pattern - A Perfect DIY Project for Christmas Celebrations

As the holiday season approaches, it's time to start planning those festive parties and gatherings. And what better way to add a touch of personalization and creativity to your celebrations than by making your own holiday party favor baskets using a plastic canvas pattern!

Plastic canvas crafts have become increasingly popular in recent years. They offer a unique and versatile medium for creating various items, including party favors, decorations, and even ornaments. With their durability, plastic canvas projects can be used and enjoyed for years to come.

One of the most delightful patterns for holiday party favor baskets is the Christmas-themed design. This pattern allows you to incorporate classic symbols of the holiday season, such as Santa Claus, reindeer, and snowflakes, into your creations. The result is a charming and festive basket perfect for holding small treats and trinkets.



Holiday Party Favor Baskets: Plastic Canvas Pattern

by Dancing Dolphin Patterns(Kindle Edition)

★★★★★ 5 out of 5

Language : English

File size : 3956 KB

Text-to-Speech : Enabled

Screen Reader : Supported

Print length : 6 pages



Creating your own holiday party favor baskets using plastic canvas is not only a cost-effective alternative to store-bought options, but it also allows you to express your creativity and add a personal touch to your holiday celebrations. These handmade baskets make wonderful gifts, party favors, or even table centerpieces.

The Perfect DIY Project

When it comes to DIY projects, there are few things as rewarding as creating something by hand and seeing the final product come together. Making your own holiday party favor baskets using plastic canvas gives you the opportunity to unleash your inner artist and customize each basket to suit your preferences and style.

Not only is this a fun and engaging activity, but it also provides an excellent way to involve family and friends in the holiday preparations. Gather around the dining table, set out the plastic canvas materials, and let everyone join in the creative process. This can become a cherished annual tradition and a chance to bond with your loved ones during the festive season.

In addition to being an enjoyable DIY project, these party favor baskets are also incredibly practical. You can easily fit small candies, chocolates, or other trinkets in them, making them the perfect gifting solution for your holiday parties. Fill them with personalized notes, holiday-themed accessories, or even small toys and watch the joy on your guests' faces as they receive their unique party favors.

Getting Started

So, how do you get started on crafting your own holiday party favor baskets using plastic canvas? Here's a step-by-step guide to help you along the way:

1. Gather the materials:

- Plastic canvas sheets (available at craft stores)
- Yarn or embroidery floss in various colors
- Plastic canvas needle
- Scissors
- Ruler or measuring tape
- Optional: embellishments such as buttons or ribbons

2. Choose a pattern:

You can either create your own pattern or find one online or in craft magazines. Make sure to select a pattern that suits your skill level and matches the holiday theme you desire. A quick search using the long-tail keyword "Holiday Party Favor Baskets Plastic Canvas Pattern" will provide numerous options to choose from.

3. Cut the plastic canvas:

Use the ruler or measuring tape to determine the size of your desired basket and cut the plastic canvas sheets accordingly. Remember to account for seam allowances and any additional height you want to give to the baskets.

4. Start stitching:

Follow the pattern instructions, using the yarn or embroidery floss to stitch your design onto the plastic canvas. This process requires patience and precision as you carefully create each stitch to ensure a neat and tidy finish.

5. Assemble the basket:

Once you have completed stitching the design, carefully fold and connect the sides of the plastic canvas to form the shape of a basket. Secure the edges using additional stitches or a hot glue gun for extra stability if necessary.

6. Add embellishments:

If desired, you can further personalize your party favor baskets by adding embellishments like buttons, ribbons, or even beads. These decorative elements can enhance the overall look and make each basket truly unique.

7. Fill with treats:

Finally, fill your handmade party favor baskets with an assortment of sweets, small gifts, or themed trinkets. Ensure that each basket is filled with joy and holiday spirit!

The Joy of Handmade Party Favor Baskets

By creating your own holiday party favor baskets using the plastic canvas pattern, you not only bring an extra touch of creativity to your celebrations but also experience the joy of giving something handmade. These baskets make perfect gifts for friends, family, or colleagues, and can even be sold at holiday markets or donated to charity events.

Moreover, engaging in DIY projects like these can be a therapeutic and stress-relieving activity. The process of creating something beautiful with your own hands allows you to disconnect from the digital world and reconnect with your own creativity. The satisfaction of completing a tangible project is incomparable, and the baskets you create will serve as lasting mementos of the holiday seasons where memories were made with love and care.

So, this holiday season, why not embark on the journey of crafting your own holiday party favor baskets using the plastic canvas pattern? Let your imagination soar, create unique designs, and spread the joy of handmade creations among your loved ones. The possibilities are endless, and the memories you make will be cherished for years to come.



Holiday Party Favor Baskets: Plastic Canvas Pattern

by Dancing Dolphin Patterns(Kindle Edition)

★★★★★ 5 out of 5

Language : English

File size : 3956 KB

Text-to-Speech : Enabled

Screen Reader : Supported

Print length : 6 pages




These little party favor baskets will be adorable for you to fill with goodies for your guests! Finished baskets measure 4" wide X 4" deep X 2" high not including the handle, and is the perfect size for small treats. There are 3 different holiday designs including in this one pattern: Christmas (Santa face), Halloween (jack-o-lantern) and Easter (bunny). These are a cute and

festive way to decorate the table for family dinners and holiday parties. Stitch this plastic canvas pattern using 7 count plastic canvas mesh, and medium weight yarn.


Plastic canvas is a variation of needlepoint and other canvas work crafts, such as embroidery. Our patterns are designed to use acrylic or wool based yarns in medium or worsted weights. Because plastic canvas mesh is so rigid, it is perfect for creating 3-dimensional objects such as tissue box covers, small jewelry and trinket boxes, handbags, magnets, dolls, vases, napkin holders, wind chimes and many other types of both decorative and useful items. Dancing Dolphin Patterns have full instructions, and large full color charts.

Plastic canvas comes in different colors and with various size holes for different thicknesses of yarn. As with any textile canvas, the hole size is called count. For example, 10-count plastic canvas mesh has 10 holes per linear inch. The most common sizes are 5, 7, 10, and 14 count. It is sold most often in sheets; pre-cut shapes are available in circles, triangles and novelty shapes such as butterflies, hearts, and stars. Our patterns are designed using 7 count plastic canvas mesh.




Poems About Lovers, Family, Friends And Home - Captivating Expressions of Love and Connection

Poetry has always been a powerful means of expressing emotions, and when it comes to love, family, friendship, and the warmth of home, it becomes an even more...




The Friendship Poems Of Rumi: Discover the Timeless Beauty and Wisdom

Friendship is a sacred bond that transcends time and space, bringing hearts closer through understanding, compassion, and shared experiences. When it comes to...



Let Go Of Who You Think You're Supposed To Be And Embrace Who You Are

Have you ever felt like you were living a life that wasn't truly yours? Maybe you've been constantly seeking validation and approval from others, molding yourself into...



Treasure Of Pearls Celebrating Life Lived In Poetry: Unlocking the Magic of Words

Life is a wondrous journey, filled with emotions, experiences, and the unending pursuit of purpose and happiness. Over the centuries, poets have captured the essence of this...




The World Of Otome Games Is Tough For Mobs: An Epic Adventure in the Anime Universe!

Welcome to the magnificent realm of Otome games, where players immerse themselves in romantic adventures and woo their virtual love interests. However, in a universe...




Miss You My Darling - The Powerful Emotions of Longing

Do you ever find yourself longing for someone? That feeling of emptiness and sadness that comes when someone you love is far away can be overwhelming. Whether it's your...



The Iliad of Homer Illustrated Edition: A Timeless Epic That Continues to Inspire

The Iliad of Homer is a captivating tale of heroism, tragedy, and the timeless struggle between gods and mortals. It stands as one of the greatest works of ancient...



Who Would Search For Pearls Must Dive Below

The Ultimate Quest for Nature's Prized Gems When it comes to precious gemstones, pearls hold a special place in the hearts of many...