


Reading Eyeglass Case Plastic Canvas Pattern - Keep Your Glasses Handy and Stylish



Are you tired of constantly misplacing your reading glasses? Do you wish you had a convenient and stylish way to keep them safe and easily

accessible? Look no further! In this article, we present to you a wonderful and creative solution - the Reading Eyeglass Case Plastic Canvas Pattern.

What is Plastic Canvas?

Plastic canvas is a simple yet versatile crafting material. Made from durable, perforated plastic, it provides a sturdy base for creating various projects. Its grid-like structure allows for easy stitching and weaving, making it an excellent choice for constructing functional items like eyeglass cases.

Plastic canvas comes in different shapes and sizes, typically available in sheets or pre-cut pieces. You can find it in craft stores or order it online in various colors, enabling you to personalize your creations further.



Reading Eyeglass Case: Plastic Canvas Pattern

by Dancing Dolphin Patterns(Kindle Edition)

★★★★★ 5 out of 5

Language : English

File size : 4039 KB

Screen Reader : Supported

Print length : 7 pages



The Reading Eyeglass Case Pattern

The Reading Eyeglass Case Plastic Canvas Pattern is a step-by-step guide that allows you to create a practical and eye-catching case to store your reading glasses. With this pattern, you can combine your passion for crafting with the need for organization - protecting your glasses while showcasing your unique style.

Pattern Details

- Difficulty Level: Intermediate
- Materials Needed: Plastic canvas, yarn or thread, tapestry needle, scissors, Velcro or snap buttons for closure
- Approximate Size: 3 inches (width) x 6 inches (height)

How to Create the Reading Eyeglass Case

Step 1: Gather all necessary materials.

Step 2: Print or draw the pattern on paper. You can find a printable version of this pattern on our website ([link below](#)).

Step 3: Cut the plastic canvas according to the pattern's dimensions. Ensure that you leave an extra inch or so on all sides for stitching.

Step 4: Using the tapestry needle and yarn/thread, start stitching the pattern on the plastic canvas. You can customize the design by choosing different colors, experimenting with different stitches, or adding extra embellishments.

Step 5: Once you finish stitching, fold the plastic canvas following the pattern's instructions, creating a rectangular case shape. Make sure to leave an opening for the glasses to slide in.

Step 6: Secure the edges of the case with stitches or glue, ensuring that it stays in place. This will provide the necessary structure to hold your glasses securely.

Step 7: Attach Velcro or snap buttons near the opening to create a closure mechanism for easy access to your glasses.

Step 8: Trim any excess yarn/thread and tidy up the case, giving it a polished and professional look.

Step 9: Place your reading glasses in the case and enjoy the convenience and protection it provides.

[Click Here to Download the Printable Pattern](#)



Note: You will need Adobe Acrobat Reader to open the file.

The Versatility of Plastic Canvas

Once you discover the joy of working with plastic canvas, you'll find that the possibilities are endless. Besides eyeglass cases, you can create coasters, storage containers, bookmarks, and even decorative wall art. Plastic

canvas projects make great gifts for loved ones, expressing thoughtfulness and creativity.

Don't miss out on this fantastic crafting trend. Get started with the Reading Eyeglass Case Plastic Canvas Pattern today and explore the wonderful world of plastic canvas.

Now that you know how to create your very own Reading Eyeglass Case using a Plastic Canvas Pattern, you can keep your glasses safe while adding a touch of personal style. Enjoy the convenience and satisfaction of crafting a functional and beautiful item that reflects your creativity.

Remember, plastic canvas opens up a whole new range of possibilities for DIY projects. Unleash your imagination and explore the versatility of this fun and rewarding craft. Start with the Reading Eyeglass Case Pattern, and who knows, you might just become a plastic canvas aficionado!



Reading Eyeglass Case: Plastic Canvas Pattern

by Dancing Dolphin Patterns(Kindle Edition)

★★★★★ 5 out of 5

Language : English

File size : 4039 KB

Screen Reader: Supported

Print length : 7 pages




The gray and orchid purple colors make a beautiful pallet for this barrel shaped eyeglass case. The round shape of this glasses holder is generous in size and could hold additional small items such as the cleaning cloth for

your glasses. Stitch this plastic canvas pattern using 7 count plastic canvas mesh and medium weight yarn. This pattern calls for 2 plastic canvas circles.


Plastic canvas is a variation of needlepoint and other canvas work crafts, such as embroidery. Our patterns are designed to use acrylic or wool based yarns in medium or worsted weights. Because plastic canvas mesh is so rigid, it is perfect for creating 3-dimensional objects such as tissue box covers, small jewelry and trinket boxes, handbags, magnets, dolls, vases, napkin holders, wind chimes and many other types of both decorative and useful items. Dancing Dolphin Patterns have full instructions, and large full color charts.

Plastic canvas comes in different colors and with various size holes for different thicknesses of yarn. As with any textile canvas, the hole size is called count. For example, 10-count plastic canvas mesh has 10 holes per linear inch. The most common sizes are 5, 7, 10, and 14 count. It is sold most often in sheets; pre-cut shapes are available in circles, triangles and novelty shapes such as butterflies, hearts, and stars. Our patterns are designed using 7 count plastic canvas mesh.




Poems About Lovers, Family, Friends And Home - Captivating Expressions of Love and Connection

Poetry has always been a powerful means of expressing emotions, and when it comes to love, family, friendship, and the warmth of home, it becomes an even more...




The Friendship Poems Of Rumi: Discover the Timeless Beauty and Wisdom

Friendship is a sacred bond that transcends time and space, bringing hearts closer through understanding, compassion, and shared experiences. When it comes to...



Let Go Of Who You Think You're Supposed To Be And Embrace Who You Are

Have you ever felt like you were living a life that wasn't truly yours? Maybe you've been constantly seeking validation and approval from others, molding yourself into...



Treasure Of Pearls Celebrating Life Lived In Poetry: Unlocking the Magic of Words

Life is a wondrous journey, filled with emotions, experiences, and the unending pursuit of purpose and happiness. Over the centuries, poets have captured the essence of this...




The World Of Otome Games Is Tough For Mobs: An Epic Adventure in the Anime Universe!

Welcome to the magnificent realm of Otome games, where players immerse themselves in romantic adventures and woo their virtual love interests. However, in a universe...




Miss You My Darling - The Powerful Emotions of Longing

Do you ever find yourself longing for someone? That feeling of emptiness and sadness that comes when someone you love is far away can be overwhelming. Whether it's your...



The Iliad of Homer Illustrated Edition: A Timeless Epic That Continues to Inspire

The Iliad of Homer is a captivating tale of heroism, tragedy, and the timeless struggle between gods and mortals. It stands as one of the greatest works of ancient...



Who Would Search For Pearls Must Dive Below

The Ultimate Quest for Nature's Prized Gems When it comes to precious gemstones, pearls hold a special place in the hearts of many...