

Six Easy Tabs For Clawhammer Banjo Key Of

Are you a fan of clawhammer banjo? Looking to expand your repertoire in the key of ? With these six easy tabs, you'll be able to enhance your clawhammer banjo playing and impress your audience in no time.

1. "Cripple Creek" in G

The image displays the musical notation for the first tune, "Cripple Creek" in G major. At the top, three chord diagrams are provided for reference: A major (open strings 2, 4, 5), D major (fingers 1, 2, 3 on strings 2, 3, 4), and E7 (fingers 1, 2, 3 on strings 2, 3, 4, with a flat on the 4th fret of the 5th string). The notation itself is a 12-measure piece in 2/4 time. Measures 1-4 are: A maj (2-5-5, 5, 0), D maj (1, 0-2, 0-0), A maj (2-5-5, 5, 0), and E7 (2-0, 4-0, 0-0). Measures 5-8 are: A maj (2-5-5, 5, 0), D maj (2-4-4, 2-0, 2-0), A maj (0-0, 2-0, 0-2), and A maj (2-4-4, 2-0, 0-0). Measures 9-12 are: E7 (2-4-4, 2-0, 0-0), A maj (2-4-4, 2-0, 0-0), E7 (2-4-4, 2-0, 0-0), and A maj (2-4-4, 2-0, 0-0). The notation includes various techniques such as 'Si' (slide), 'Po' (pull-off), and 'H' (hammer-on). The key signature is one sharp (F#), and the time signature is 2/4.

Start off with the classic "Cripple Creek" in the key of G. This popular traditional tune is a fantastic way to practice your clawhammer technique and get comfortable with the key. The tab provided will guide you through the melody, giving you the opportunity to add your own personal flair.

Six Easy Tabs for Clawhammer Banjo - Key of G

by David Brooks (Kindle Edition)

Six Easy Tabs
for
Clawhammer Banjo
Key of G



David Brooks



4.2 out of 5




Language : English
File size : 421 KB
Text-to-Speech : Enabled
Screen Reader : Supported
Enhanced typesetting : Enabled
Word Wise : Enabled
Print length : 15 pages
Lending : Enabled

FREE

DOWNLOAD E-BOOK



2. "Old Joe Clark" in G

A Maj **E Maj** **A Maj**

2/4

0 2 3 2 | 0 0 1 0 | 0 2 3 2 | Si 0 (0) 0 | 0 2 3 2

0 0 0 0 | 0 0 0 0 | 0 0 0 0 | 2 3 3 3 | 0 0 0 0

T T T T T T T T

E Maj **A Maj**

6 0 0 1 0 0 | 0 0 2 0 | 0 0 Si 0 (0) 0 | 0 2 3 2 | 0 0 1 0 0

0 0 0 0 | 0 0 3 0 | 3 5 5 0 | 5 0 0 0 | 0 0 0 0

T T T T T T T T

E Maj **A Maj** **E Maj**

11 0 2 3 2 | Si 0 (0) 0 | 0 2 3 2 | 0 0 1 0 0 | (0) (0) 2 0 3

0 0 0 0 | 2 3 3 3 | 0 0 0 0 | 0 0 0 0 | 0 0 0 0

T T T T T T T T

A Maj **G Maj** **A Maj**

16 Si 0 0 0 | H 0 (0) 0 | (0) 1 0 0 | 0 (0) 0 (0) | 0 0 0 0 | H (0) (0) 0

3 5 5 5 | 3 5 5 0 | 0 0 0 0 | 0 0 0 0 | 0 0 0 0 | 3 5 5 0

T T T T T T T T

Next up is the lively and energetic "Old Joe Clark" in the key of G. This tune is commonly heard at jam sessions and is sure to get people's feet tapping. The tab provided will help you master the catchy melody and the syncopated rhythm that makes this tune so fun to play.

3. "Soldier's Joy" in G

Soldier's Joy

Traditional

G tuning:
(5th-1st) G-D-G-B-D

Key of D
Capo VII

A Banjo Break

Moderately $\text{♩} = 108$

The Banjo Break notation is written on a five-line staff with a treble clef. It begins with a key signature of one sharp (F#) and a common time signature (C). The notation includes various musical symbols such as slurs, ties, and fingerings (1, 2, 3, 4, 5). Above the staff, there are chord markings: D (G) at the beginning, A (D) and D (G) at the 3rd and 5th measures respectively, and A (D) and D (G) at the 7th and 9th measures respectively. The notation is divided into measures by vertical bar lines, with measure numbers 1, 3, 5, 7, 9, and 12 indicated at the start of their respective measures. The notation includes various musical symbols such as slurs, ties, and fingerings (1, 2, 3, 4, 5).

Copyright © 2017 by HAL LEONARD LLC
International Copyright Secured All Rights Reserved

1

"Soldier's Joy" is another traditional tune that sounds great in the key of G. This time, the tab focuses on the melody along with variations and slides that you can incorporate into your playing. With its catchy, toe-tapping rhythm, "Soldier's Joy" is a fantastic addition to your clawhammer repertoire.

4. "Boil Them Cabbage Down" in G



"Boil Them Cabbage Down" is a well-known old-time tune that's perfect for practicing your clawhammer technique. It's played in the key of G and is often heard at jam sessions or in community gatherings. The tab provided offers a basic melody to get you started, but feel free to add your own interpretations and embellishments.

5. "Angeline the Baker" in G

Angeline the Baker

Traditional



G tuning:
(5th-1st) G-D-G-B-D

Key of D

A

Moderately, in 2

D

Copyright © 2016 by HAL LEONARD CORPORATION
International Copyright Secured. All Rights Reserved

59

"Angeline the Baker" is a beautiful tune that works wonderfully on the clawhammer banjo in the key of G. With its sweet melody and flowing rhythm, it's sure to captivate any audience. The tab provided will help you navigate the melody with ease, allowing for expressive playing.

6. "Cluck Old Hen" in G

Cluck Old Hen

Traditional

G tuning:
(5th-1st) G-D-G-B-D

Key of A
Capo II

A Banjo Break

Moderately slow $\text{♩} = 96$

The Banjo Break section consists of four staves of music. The first staff begins with a treble clef, a key signature of one sharp (F#), and a common time signature (C). The tempo is marked 'Moderately slow' with a quarter note equal to 96 beats per minute. The first staff contains two measures of music, with a capo II indicated. The second staff contains two measures of music, with a capo II indicated. The third staff contains two measures of music, with a capo II indicated. The fourth staff contains two measures of music, with a capo II indicated. The notation includes various fingerings (t, m, i) and slurs. Chord symbols are provided above the notes: A (G), G (F), E (D), and A (G).


Copyright © 2017 by HAL LEONARD LLC
International Copyright Secured All Rights Reserved

1

Conclude your repertoire expansion with the lively "Cluck Old Hen" in the key of G. This tune is a classic in old-time music and lends itself perfectly to the clawhammer style. The tab provided will guide you through the melody, helping you achieve a smooth and captivating performance.

With these six easy tabs, you'll have a solid foundation in clawhammer banjo playing in the key of G. Remember to practice regularly, experiment

with different techniques, and most importantly, have fun with your banjo journey!



Six Easy Tabs for Clawhammer Banjo - Key of G

by David Brooks (Kindle Edition)

★★★★☆ 4.2 out of 5

Language : English

File size : 421 KB

Text-to-Speech : Enabled

Screen Reader : Supported

Enhanced typesetting : Enabled

Word Wise : Enabled

Print length : 15 pages

Lending : Enabled



This ebook contains easy-to-play clawhammer banjo tabs for 6 traditional tunes commonly played in old-time jams across the U.S. The tunes use Open G tuning. These tunes will give beginning clawhammer players the opportunity to hone their playing skills on tunes arranged for their skill level while expanding their list of known tunes. David Brooks arranges tunes and writes tablature that is easy to understand and that helps you unlock the secrets of clawhammer banjo. Brooks has taught at Kentucky Music Week and leads old-time jams in Louisville, KY. Tunes include:

Banjo Picking Girl

Barlow Knife

Blackberry Blossom

Cripple Creek

Miss McLeod's Reel


Simple Gifts

The tabs are viewed best on a large-screen reader, such as a tablet, or on a PC or Mac. On most devices, you can click on the tab image, rotate the device to display the tab in landscape mode, or expand the screen with your fingers to increase its size and readability.




Poems About Lovers, Family, Friends And Home - Captivating Expressions of Love and Connection

Poetry has always been a powerful means of expressing emotions, and when it comes to love, family, friendship, and the warmth of home, it becomes an even more...




The Friendship Poems Of Rumi: Discover the Timeless Beauty and Wisdom

Friendship is a sacred bond that transcends time and space, bringing hearts closer through understanding, compassion, and shared experiences. When it comes to...



Let Go Of Who You Think You're Supposed To Be And Embrace Who You Are

Have you ever felt like you were living a life that wasn't truly yours? Maybe you've been constantly seeking validation and approval from others, molding yourself into...



Treasure Of Pearls Celebrating Life Lived In Poetry: Unlocking the Magic of Words

Life is a wondrous journey, filled with emotions, experiences, and the unending pursuit of purpose and happiness. Over the centuries, poets have captured the essence of this...




The World Of Otome Games Is Tough For Mobs: An Epic Adventure in the Anime Universe!

Welcome to the magnificent realm of Otome games, where players immerse themselves in romantic adventures and woo their virtual love interests. However, in a universe...



Miss You My Darling - The Powerful Emotions of Longing

Do you ever find yourself longing for someone? That feeling of emptiness and sadness that comes when someone you love is far away can be overwhelming. Whether it's your...



The Iliad of Homer Illustrated Edition: A Timeless Epic That Continues to Inspire

The Iliad of Homer is a captivating tale of heroism, tragedy, and the timeless struggle between gods and mortals. It stands as one of the greatest works of ancient...



John Dryden

The Longer Poems - Volume 2

"Errors like straws upon the surface flow.
Who would search for pearls must
dive below."

Who Would Search For Pearls Must Dive Below

The Ultimate Quest for Nature's Prized Gems When it comes to precious gemstones, pearls hold a special place in the hearts of many...